

# ACCOUNTABILITY MEASURES REPORT FOR 2012

Prepared for the State  
Board of Higher Education



## Five-Point Vision

To become a *premier* system of higher education in the nation

To offer measurable *quality* education

To significantly contribute to distributed economic and social development of North Dakota

To become the best system for *student success*

To improve quality and *keep costs down*

## Pathways to Student Success is the Foundation

### Five Initiatives Propel Us to Our Goal

Access

Quality

Affordability

Learning

Accountability



Prepared by:

North Dakota University System

600 E. Boulevard Ave., Dept 215 • Bismarck, N.D., 58505-0230

Phone: 701.328.2960 • Fax: 701.328.2961 • Website: [ndus.edu](http://ndus.edu)

December 2012

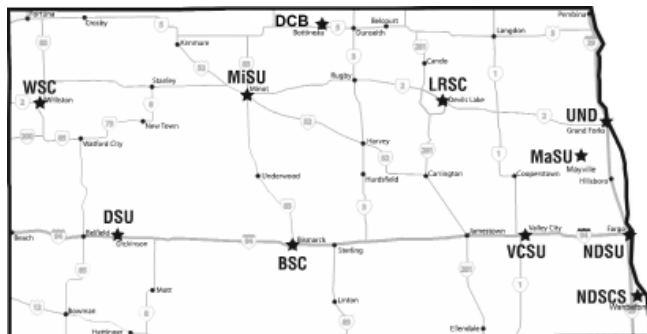
# Table of Contents

---

An Overview of the North Dakota University System .....	ii - iii
An Executive Summary .....	iv - v
Workforce Training .....	1
Research Expenditures .....	2
Student Graduation and Retention Rates .....	3
Affordability of Tuition and Fees to Lowest Income Families .....	4
Net College Expenses as a Percent of Median Family Income .....	5 - 6
Average Annual Student Loan Debt.....	7
Proportion of the Population with Associate Degrees or Higher.....	8
State General Fund Appropriations and Net Tuition Revenues .....	9 - 10
Student Share of Funding for General Operations.....	11
Per Capita General Fund Appropriations for Higher Education.....	12
Operating and Contributed Income Ratio .....	13
State and Student Funding Per Degree and Certificate Awarded.....	14 - 15
Campus Activities Align with Roundtable Expectations .....	16 - 19
In Other Words .....	20 - 21

# An Overview of the North Dakota University System

The North Dakota University System (NDUS) is a unified system of higher education governed by one board. The system includes two doctoral universities, two master's-level universities, two bachelor's-level universities and five two-year colleges that offer associate and trade/technical degrees.



## Bismarck State College (BSC)

Located in Bismarck, N.D., BSC is an innovative community college offering high-quality education, workforce training, continuing education and enrichment programs. The college prepares students for hundreds of careers through transfer courses, technical programs and a bachelor's degree in energy management. One of the state's leaders in online education, BSC offers many programs and courses entirely online. BSC's campus overlooks the Missouri River and is a vital part of North Dakota's thriving capital city.

**Degrees:** Associate degrees, diploma and certificate programs, and a bachelor of applied science in energy management

**Fall 2012 Enrollment:** 4,109

**Telephone:** 1.800.445.5073 or 701.224.5400

**Website:** [www.bismarckstate.edu](http://www.bismarckstate.edu)

## Dakota College at Bottineau (DCB)

Located in Bottineau, N.D., DCB offers more than 30 hands-on career and technical programs, including horticulture, paramedic technology (EMT), nursing, wildlife and natural resources. A two-year college in north central North Dakota, DCB also is a great place to prepare for transfer to a university campus. Students enjoy a comprehensive college experience, including residence-hall living, student-life activities, and intramural and intercollegiate athletics. Thanks to DCB's extensive online offerings, students can take college courses no matter where they live. Varsity athletics include men's hockey, basketball, football and baseball and women's volleyball, basketball and fast-pitch softball.

**Degrees:** Associate degrees and diploma and certificate programs

**Fall 2012 Enrollment:** 774

**Telephone:** 1.800.542.6866 or 701.228.2277

**Website:** [www.dakotacollege.edu](http://www.dakotacollege.edu)

## Dickinson State University (DSU)

Located in Dickinson, N.D., DSU is near the ruggedly beautiful North Dakota Badlands and Theodore Roosevelt National Park. DSU offers many bachelor's degrees including teacher education, business, computer science, agriculture, nursing and liberal arts, plus many associate degrees. In addition to the region's many recreational opportunities, students can be involved in varsity and intramural athletics and participate in diverse campus organizations.

**Degrees:** Bachelor's and associate degrees, certificate programs and graduate courses

**Fall 2012 Enrollment:** 1,837

**Telephone:** 1.800.279.4295 or 701.483.2175

**Website:** [www.dickinsonstate.edu](http://www.dickinsonstate.edu)

## Lake Region State College (LRSC)

Whether students are seeking technical training or a good place to begin an undergraduate degree, LRSC in Devils Lake, N.D., is prepared to help them achieve success. LRSC offers some one-of-a-kind, two-year programs, including law enforcement, wind energy technology and American Sign Language. Its simulator maintenance technology program – one of only a few in the nation – is a great choice for students interested in electronics. For students who enjoy the outdoors, Devils Lake and the surrounding region offer hunting, fishing, biking, snowmobiling and more.

**Degrees:** Associate degrees, diploma and certificate programs

**Fall 2012 Enrollment:** 1,974

**Telephone:** 1.800.443.1313 or 701.662.1600

**Website:** [www.lrsc.edu](http://www.lrsc.edu)

## Mayville State University (MaSU)

Located in Mayville, N.D., MaSU is a personable rural eastern North Dakota campus with 70-plus academic programs and an enrollment of more than 1,000 students. Nationally identified for teacher education, MaSU's many other popular programs include business administration, computer information systems, and health and physical education. To meet student needs for flexibility and convenience, MaSU offers a variety of technology-enriched delivery options, beginning on campus where all full-time students are issued Tablet PC notebook computers.

**Degrees:** Bachelor's and associate degrees and certificate programs

**Fall 2012 Enrollment:** 1,020

**Telephone:** 1.800.437.4104 or 701.788.4842

**Website:** [www.mayvillestate.edu](http://www.mayvillestate.edu)

## Minot State University (MiSU)

Located in Minot, N.D., MiSU is North Dakota's third-largest university and offers more than 60 undergraduate majors and several graduate degrees. MiSU has positioned itself to meet growth in fields such as criminal justice, management, nursing, social work, management information systems and marketing. Graduates from its master's program in speech-language pathology are in demand nationwide. Students benefit from small class sizes, strong athletic programs and an emphasis on campus and community engagement. Minot is home to the Minot Air Force Base.

**Degrees:** Master's, bachelor's and education specialist degrees and certificate programs

**Fall 2012 Enrollment:** 3,560

**Telephone:** 1.800.777.0750 or 701.858.3000

**Website:** [www.minotstateu.edu](http://www.minotstateu.edu)

## North Dakota State College of Science (NDSCS)

NDSCS offers degrees, certificates and diplomas in more than 80 academic options in traditional career, technical studies and liberal arts transfer programs. With locations in Wahpeton and Fargo, N.D., NDSCS also offers 170 courses and 13 programs online.

**Degrees:** Associate degrees and diploma and certificate programs

**Fall 2012 Enrollment:** 3,066

**Telephone:** 1.800.342.4325

**Website:** [www.ndscs.edu](http://www.ndscs.edu)

## North Dakota State University (NDSU)

Located in Fargo, N.D., NDSU's eight colleges offer high-quality educational programs for a multitude of successful careers. The university's annual research expenditures exceed \$120 million, and undergraduate and graduate students have exciting opportunities to participate in cutting-edge research. NDSU offers everything from Division I athletics to regionally recognized fine arts. NDSU is considered one of the top student-focused land grant research universities in the country.

**Degrees:** Professional, doctoral, master's and bachelor's degrees and certificate programs

**Fall 2012 Enrollment:** 14,443

**Telephone:** 1.800.488.6378 or 701.231.8643

**Website:** [www.ndsu.edu](http://www.ndsu.edu)

## University of North Dakota (UND)

Located in Grand Forks, N.D., and founded in 1883, the University of North Dakota is characterized by a creative, innovative and entrepreneurial spirit; a solid foundation in the liberal arts; a comprehensive array of colleges and schools,

including law and medicine; high-quality students and faculty; a varied curriculum; a commitment to graduate education, research and service; and a campus environment rich in cultural resources. UND has established an international reputation for research and scholarship, notably in aerospace, energy and environmental protection, engineering, the health sciences and nutrition. UND is home to one of the best college hockey programs in the nation. Grand Forks is a river city rich in culture and commerce.

**Degrees:** Professional, doctoral, specialist, master's and bachelor's degrees and certificate programs

**Fall 2012 Enrollment:** 15,250

**Telephone:** 1.800.225.5863 (1.800.CALL.UND) or 701.777.4463

**Website:** [www.und.edu](http://www.und.edu)

## Valley City State University (VCSU)

Located in Valley City, N.D., VCSU has been named to *U.S. News & World Report's* best colleges list every year for the past 15, and was named the No. 1 public regional college in the Midwest for the second year in a row. VCSU offers more than 80 bachelor-level degree programs in teacher education, information technology, business, science, health, communication, social science and fine arts. Online offerings include a master of education degree. Recent facility updates include renovated residence halls and a \$10.3 million renovation/expansion of the science center. Student activities are many and diverse.

**Degrees:** Bachelor and master's degrees and certificate programs

**Fall 2012 Enrollment:** 1,362

**Telephone:** 1.800.532.8641 or 701.845.7101

**Website:** [www.vcsu.edu](http://www.vcsu.edu)

## Williston State College (WSC)

Students who pursue associate degrees at WSC can specialize in more than 70 academic areas and transfer to four-year colleges with junior status. Students in WSC's cutting-edge career and technology training programs can be job-ready in two years or less. New programs include welding technology and petroleum production technology. Other offerings range from nursing to diesel mechanics. Located in Williston, N.D., at the confluence of the Missouri and Yellowstone rivers, the Williston area offers rugged beauty and a robust, oil-fueled economy.

**Degrees:** Associate degrees and diploma and certificate programs

**Fall 2012 Enrollment:** 808

**Telephone:** 1.888.863.9455 or 701.774.4200

**Website:** [www.willistonstate.edu](http://www.willistonstate.edu)

# An Executive Summary

---

The North Dakota University System is pleased to provide you its *2012 Accountability Measures Report*. Borne out of legislative expectations expressed in 2001 as part of SB 2003, the University System budget bill, this report demonstrates some of the ways the NDUS is providing high-quality education and enhancing North Dakota's economy.

In this dual role, NDUS colleges and universities are educating future leaders who will provide the talent, energy and innovation to keep North Dakota competitive in today's knowledge-based economy. The 2001 legislative action resulted in formation of the Roundtable on Higher Education, an initiative that has contributed to dramatic increases in the estimated economic impact of the University System over the past 12 years, climbing from \$1.6 billion in 1999 to \$4.4 billion in FY 2011\*.

Overall, the colleges and universities that make up the North Dakota University System perform very well when compared to other states and national standards. A summary of key findings follows.

- In FY 2012, 1,765 businesses were served by TrainND, North Dakota's workforce training system, and 18,466 employees were trained.
  - Research grew by 19 percent between FY 2008 and FY 2012 with \$215 million in research expenditures in FY 2012.
  - Based on NDUS adjusted graduation rates from all institutions, 46 percent of NDUS two-year college students completed degrees within three years, and 56 percent of four-year university students completed degrees within six years.
  - In 2010-11, it took 32.2 percent, on average, of the lowest-quintile North Dakota family income to pay for tuition and fees at NDUS four-year and research universities, compared to 44.1 percent nationally and 18.4 percent in Wyoming, which had the lowest ratio. At NDUS two-year institutions, it took 19.2 percent, on average, compared to 15.9 percent nationally and 4.4 percent in California, which had the lowest ratio.
  - On average, 14.1 percent of the 2011 median North Dakota family income was needed to pay for college at NDUS four-year and research universities after grant aid was deducted. This compares to a national average of 17.6 percent and 9.9 percent in Wyoming, which had the lowest ratio. On average, 8.6 percent of family income was needed to pay for college at NDUS two-year colleges.
  - In 2011-12, undergraduate and graduate students in North Dakota borrowed an average of \$4,467 compared to the national average of \$4,760 and \$4,130 in Maine, which had the lowest average.
  - 50.4 percent of North Dakota's 25- to 34-year-old population has associate degrees or higher, compared to 40.1 percent nationwide.
  - With \$12,234 in state and student contributions per FTE student in the 2009-11 biennium, North Dakota's four-year universities, on average, rank 12th lowest in the nation compared to the national average of \$13,974 per FTE student. Connecticut has the highest average of \$22,691 per FTE student.
- With \$8,765 in state and student contributions per FTE student in the 2009-11 biennium, North Dakota's two-year colleges rank 9th highest in the nation compared to the national average of \$6,444 per FTE student. Alaska has the highest average of \$25,212 per FTE student.
- In the 2009-11 biennium, net tuition and fee revenues accounted for an average of 56 percent of the total funding when combined with appropriations at North Dakota four-year universities and 41 percent at NDUS two-year colleges. This compares to a national average student share of 50 percent at four-year universities and 29 percent at two-year colleges.
  - The average per-capita state general fund appropriation for the 2009-11 biennium was \$813, an increase of 37 percent since the 2001-03 biennium.
  - In FY 2012, the NDUS generated 70 percent of its total revenues, either internally from fees for services or externally from gifts, grants and contracts.

- The average cost per degree awarded by NDUS four-year universities in 2010-11 was \$60,603, which is about 3.6 percent more than the national average. At \$31,001 per degree or certificate awarded, Florida ranks best in this measure. The 2010-11 NDUS two-year college average per degree or certificate was \$26,837, which is 16 percent less than the national average of \$31,917. At \$9,011 per degree or certificate awarded, Louisiana ranks best in this measure.

\* *Economic Impact of the North Dakota University System*, NDSU Department of Agribusiness and Applied Economics, 2011.

### **State Board of Higher Education Members**

Duaine Espegard, President

Kirsten Diederich, Vice President

Terry Hjelmstad

Sydney Hull

Don Morton

Kathleen Neset

Kari Reichert

Grant Shaft

Janice Hoffarth, Staff Adviser

Doug Munski, Faculty Adviser

Hamid Shirvani, Chancellor

North Dakota University System

# Workforce Training

## Number of businesses and employees in the region receiving training

### How well is North Dakota's workforce training system responding to the training needs of employers?

In FY 2012, 1,765 businesses were served by TrainND, North Dakota's workforce training system, and 18,466 employees were trained.

## About this Measure

TrainND, North Dakota's workforce training system, is coordinated through BSC, LRSC, NDSCS and WSC. Performance results are available for FY 2000 through FY 2012. These results demonstrate the continuing responsiveness of TrainND to a strong demand for workforce training in the state.

In FY 2000, the year the workforce training regions were created by state statute, 518 businesses received training through this system. The number rose to 1,818 in FY 2005 due to a major one-year contract that required training to be provided to several hundred businesses. The number of businesses served has

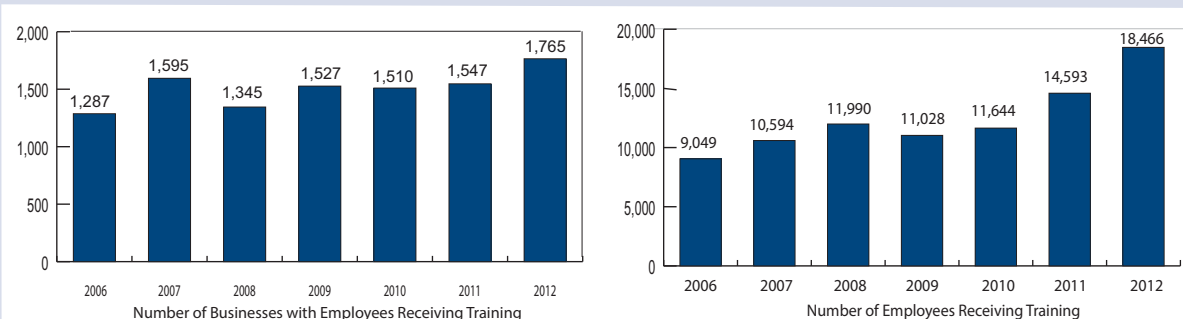
returned to more normal levels since that time.

The number of employees who received training in FY 2000 was 7,463. By the following year, 10,669 employees were trained. This figure has exceeded 11,000 since FY 2008 and reached an all-time high of 18,466 for FY 2012. Fluctuations in the number of businesses served and employees trained are related to the size and location of the businesses. For example, when training is extended to more rural areas of the state, smaller businesses that have fewer employees may be served. Much of the increase over the last several years can be attributed to training provided for oilfield workers.

The workforce training system resulted from a 31-member statewide task force on workforce development and training formed in 1998 to research best practices in other states and to design a more effective workforce training system for North Dakota.

This initiative was coordinated by the North Dakota Chamber of Commerce (formerly the Greater North Dakota Association) and resulted in recommendations for the North Dakota University System and the Legislative Assembly. These recommendations were enacted into legislation during the 1999 Legislative Session.

**Workforce Training Provided**  
FY 2006 through FY 2012





# Research Expenditures

Annual dollar amount of research expenditures by North Dakota institutions from federal, foundation and business sponsors benchmarked against historical trends

What is the level of research expenditures in higher education?

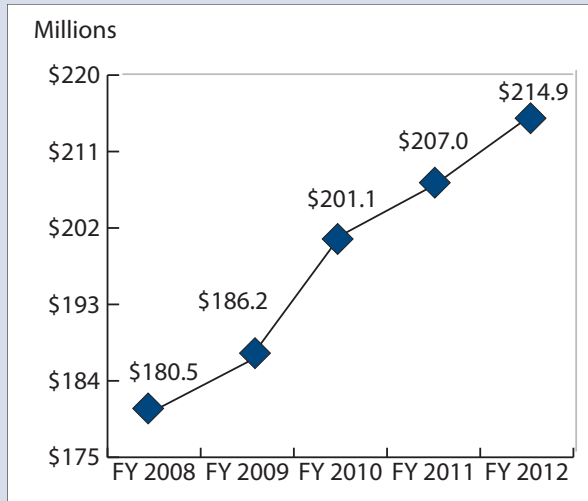
Research grew by 19 percent between FY 2008 and FY 2012 with \$215 million in research expenditures in FY 2012.

## About This Measure

During the past five years, research expenditures have grown by 19 percent from \$180.5 million in FY 2008 to \$214.9 million in FY 2012.

This does not include research activity at campuses other than UND and NDSU.

Research Expenditures<sup>1,2</sup>  
FY 2008 through FY 2012



<sup>1</sup> As reported by NDSU and UND to the National Science Foundation.

<sup>2</sup> Amounts reported in the Accountability Measures Reports prior to FY 2008 included total NDUS research expenditures per functional category as reported in the NDUS annual audited financial statements.

# Student Graduation and Retention Rates

## Student graduation and retention rates

### Are NDUS students completing their degrees?

Based on NDUS adjusted graduation rates from all institutions, 46 percent of NDUS two-year college students completed degrees within three years, and 56 percent of four-year university students completed degrees within six years.

## About This Measure

Each year, NDUS colleges and universities are required to report graduation rates to the National Center for Education Statistics using the Integrated Postsecondary Education Data System – or IPEDS – Graduation Rate Survey (GRS).

Data for the 2011 GRS were generated by establishment of a cohort (group of all first-time, full-time students) at each institution. Two-year college cohorts entered college in Fall 2006 and were tracked for three years; four-year university cohorts entered college in Fall 2004 and were tracked for six years.

Once a cohort has been established, only a few exceptions, such as military service, an official church mission, Peace Corps service or death, can result in removal of a student from the original cohort. The survey does not take into account students who transfer to then graduate from other institutions; these students are counted as non-completers in GRS, even if they graduate on time.

In 2011, NDUS two-year colleges reported to IPEDS a 44 percent completion rate, and four-year

universities reported a 42 percent rate. This compares to a 2011 national two-year college rate of 22 percent<sup>1</sup> and a four-year university rate of 55 percent. Using the IPEDS cohort and including those in the cohort who graduated from other campuses, the cohort graduation rate is 46 percent for two-year college students and 56 percent for four-year university students.

NDUS institutions also track the rate at which full-time freshmen

return to college the following year. NDUS two-year colleges report a 56.8 percent average rate of freshmen who entered college in Fall 2010 and re-enrolled full time in Fall 2011, and the four-year universities reported a 65.2 average percent rate. This compares to a 59.2 percent national public two-year college retention rate and a 78.6 percent four-year public institution retention rate for 2010<sup>1</sup>.

### Freshman Retention Rates

	NDUS					National
	2007	2008	2009	2010	2011	2010 <sup>1</sup>
Two-year colleges	67.3%	64.0%	65.0%	58.8%	56.8%	59.2%
Four-year universities	74.7%	70.2%	68.5%	66.3%	65.2%	78.6%

### 2011 Graduation Rates

	2-year colleges	4-year universities
NDUS IPEDS-reported campus graduation rate	44%	42%
National IPEDS-reported graduation rate (Fall 2010) <sup>1</sup>	22%	55%
Graduates of other NDUS postsecondary institutions	18	241
Graduates of non-NDUS postsecondary institutions	9	535
NDUS adjusted graduation rate	46%	56%

<sup>1</sup> Most recent data available.

Note: This table does not include information on students still enrolled or students who have transferred, but not graduated from other institutions, and therefore is not comparable to adjusted graduation rates published before 2008.

Data Sources: ConnectND graduate records, National Student Clearinghouse and IPEDS .

# Affordability of Tuition and Fees to Lowest Income Families

**Tuition and fees relative to the lowest quintile per capita income in the state benchmarked against the national average and the state with the lowest ratio**

## How affordable are NDUS colleges and universities to North Dakota families who have the least ability to pay?

In 2010-11, it took 32.2 percent, on average, of the lowest-quintile North Dakota family income to pay for tuition and fees at NDUS four-year and research universities, compared to 44.1 percent nationally and 18.4 percent in Wyoming, which had the lowest ratio. At NDUS two-year institutions, it took 19.2 percent, on average, compared to 15.9 percent nationally and 4.4 percent in California, which had the lowest ratio.

## About This Measure

The lowest quintile median family income was used to respond to this measure because lowest quintile per capita income is not available.

This measure demonstrates the percentage of median family income needed to pay for tuition and fees among those families who have the least ability to pay. Available national data provides state and national averages for two-year and four-year and above public institutions.

The 2010-11 NDUS average for four-year campuses and above was 32.2 percent, which was lower than the national average of 44.1 percent. All NDUS campuses were below the national average. North Dakota ranked 11th lowest in the nation while Wyoming ranked the lowest at 18.4 percent.

The 2010-11 NDUS two-year college average was 19.2 percent, the 16th highest in the nation compared to the national average of 15.9 percent. All NDUS two-year colleges were above the national average.

At 4.4 percent, the state with the lowest two-year average was California. This is a reflection of California's public policy of making college affordable for all by charging little or no tuition. As a result of California's budget shortfalls, this likely has changed in recent years with more costs passed along to students.

## Tuition and Fees as a Percent of Lowest Quintile Median Family Income

2008-09 through 2010-11

<b>4-Year and Above Public Universities</b>	<b>2008-09</b>	<b>2009-10</b>	<b>2010-11</b>
DSU	22.1%	26.0%	26.5%
MaSU	24.6%	28.7%	29.2%
MISU	21.9%	26.7%	27.7%
NDSU	27.1%	31.8%	32.7%
UND	28.3%	33.4%	34.0%
VCSU	25.1%	29.4%	29.8%
NDUS Average	26.8%	31.5%	32.2%
National Average	38.3%	40.9%	44.1%
Wyoming (Lowest Average)	15.2%	16.5%	18.4%
<b>2-Year Public Colleges</b>			
BSC	17.1%	20.0%	19.7%
DCB	16.5%	19.0%	18.9%
LRSC	17.0%	19.4%	19.2%
NDSCS	16.9%	19.3%	19.2%
WSC	14.7%	16.8%	17.0%
NDUS Average	16.8%	19.4%	19.2%
National Average	13.6%	14.8%	15.9%
California (Lowest Average)	3.3%	4.2%	4.4%

Data sources: Tuition and fees from 2008, 2009 and 2010 IPEDS data and lowest quintile median family income from U.S. Census Bureau 2009, 2010 and 2011 American Community Survey (ACS). All data compiled and provided by NCHEMS. [Note: North Dakota data has been adjusted to reflect tuition and fee rates for 15 credit hours per semester.]

# Net College Expenses as a Percent of Median Family Income

**Percent of median family income (average of all income groups) needed to pay for college expenses after deducting grant aid benchmarked against the national average and the state with the lowest ratio**

## **How affordable are NDUS colleges and universities to all families?**

On average, 14.1 percent of the 2011 median North Dakota family income was needed to pay for college at NDUS four-year and research universities after grant aid was deducted. This compares to a national average of 17.6 percent and 9.9 percent in Wyoming, which had the lowest ratio. On average, 8.6 percent of family income was needed to pay for college at NDUS two-year colleges.

## **About This Measure**

This measure demonstrates the percentage of median family income (average of all income groups) needed to pay for college expenses after deducting grant aid.

Available national data includes 2010-11 state and national averages for two-year and four-year and above public institutions. The NDUS average for four-year and above campuses was 14.1 percent, which was lower than the national average of 17.6 percent. North Dakota was 10th lowest in the nation. The state with the lowest average was Wyoming at 9.9 percent.

As explained in Footnote 1 on Page 34, because room and board charges were not available (or applicable) for most public two-year community colleges in

other states, the national data includes four-year room and board rates for the community colleges, assuming those living expenses would apply to all students whether or not they lived on campus. Using the average room and board rates for four-year universities for comparison, net college costs for NDUS two-year community colleges ranged from 6.9 percent to 11.2 percent of the median family income (with an average of 10.4 percent) compared to the national average of 13.1 percent. The state with the lowest average was Wyoming at 9.6 percent; North Dakota was 7th lowest in the nation.

Using NDUS two-year community college room and board rates rather than the four-year university average,

North Dakota's actual net costs accounted for 4.9 to 9.9 percent or, on average, 8.6 percent of family income.

Several factors contributed to the decrease in percentages for NDUS institutions from 2009-10 to 2010-11, including an increase in the state median income and increases in average Pell Grants and state aid with 2010-11 being the first year of the new state Academic and Career Technical Education Scholarship Program. In addition, a change in IPEDS reporting resulted in an increase in the amount of grant aid reported in 2010-11 compared to previous years.

*Continued on Page 6*

## Net College Expenses as a Percent of Median Family Income (continued)

### Net College Expenses as a Percent of Median Family Income of All Income Groups 2008-09 through 2010-11

4-Year and Above Public Institutions		2008-09	2009-10	2010-11		
DSU		11.3%	11.3%	8.9%		
MaSU		11.5%	11.4%	10.3%		
MiSU		12.3%	12.6%	10.6%		
NDSU		15.9%	16.1%	15.3%		
UND		15.8%	16.0%	15.1%		
VCSU		10.0%	10.3%	8.3%		
NDUS Average		15.1%	15.2%	14.1%		
National Average		16.9%	17.2%	17.6%		
Wyoming (Lowest Average)		9.3%	9.3%	9.9%		
2-Year Public Institutions	2008-09		2009-10		2010-11	
	Assuming Average 4-yr Rates for Room and Board for All States <sup>1</sup>	Assuming Average 2-yr Rates for Room and Board for ND Institutions <sup>2</sup>	Assuming Average 4-yr Rates for Room and Board for All States <sup>1</sup>	Assuming Average 2-yr Rates for Room and Board for ND Institutions <sup>2</sup>	Assuming Average 4-yr Rates for Room and Board for All States <sup>1</sup>	Assuming Average 2-yr Rates for Room and Board for ND Institutions <sup>2</sup>
BSC	12.2%	11.0%	12.1%	10.6%	11.2%	9.9%
DCB	10.8%	8.8%	10.3%	8.1%	9.8%	7.6%
LRSC	10.8%	9.6%	11.0%	9.6%	9.8%	8.3%
NDSCS	11.5%	9.4%	10.8%	8.5%	10.4%	8.1%
WSC	9.5%	6.1%	9.3%	5.7%	6.9%	4.9%
NDUS Average	11.5%	9.6%	11.3%	9.3%	10.4%	8.6%
National Average	12.9%		12.9%		13.1%	
Wyoming (Lowest Average)	9.2%		9.3%		9.6%	

<sup>1</sup> Because room and board charges are not available (or applicable) for most public two-year colleges, the IPEDS data included four-year room and board rates for the two-year colleges, assuming those living expenses would apply to all students whether or not they live on campus.

<sup>2</sup> Because North Dakota two-year colleges do offer room and board plans, actual two-year averages also are presented.

Data sources: Tuition and fees from 2008, 2009 and 2010 IPEDS data and median family income from U.S. Census Bureau 2009, 2010 and 2011 American Community Survey (ACS). All data compiled and provided by NCHEMS. [Note: North Dakota data has been adjusted to reflect tuition and fee rates for 15 credit hours per semester and room and board rates for double occupancy and a 14-15 meal plan.]

# Average Annual Student Loan Debt

**Average amount of student loan debt incurred each year by undergraduate and graduate students benchmarked against the national average and the state with the lowest ratio**

**How does the average student loan debt of North Dakota students compare to the national average and the state with the lowest debt per student?**

In 2011-12, undergraduate and graduate students in North Dakota borrowed an average of \$4,467 compared to the national average of \$4,760 and \$4,130 in Maine, which had the lowest average.

## About This Measure

This measure reports on the average amount of student loan debt incurred each year by undergraduate and graduate students who attend public institutions. The averages are based on federal data for subsidized and unsubsidized loans for undergraduate and graduate students, including parent and graduate PLUS loans.

Nationally published data are not available for undergraduate loans only.

In 2011-12, North Dakota was ranked 13th lowest in the nation with an average annual student loan debt of \$4,467

among students who attended public institutions.

While federal Pell Grant eligibility is largely based on income and asset levels, only 24 percent of North Dakota students qualified for these grants in 2011-12. This leaves limited funding options other than student loans. To

address this need, the 2009 Legislative Assembly funded a significant increase in needs-based financial aid and provided funding to limit tuition increases at North Dakota's public institutions. These steps may have contributed to the decrease in average student loans since 2008-09.

### Average Public Institution Student Loan Debt Incurred

2008-09 through 2011-12

	2008-09	2009-10	2010-11	2011-12
North Dakota Average	\$4,529	\$4,451	\$4,410	\$4,467
National Average	\$4,924	\$4,823	\$4,785	\$4,760
Maine (Lowest) Average	\$4,210	\$4,135	\$4,136	\$4,130

Data Source: Federal Student Aid Data Center (<http://federalstudentaid.ed.gov/datacenter/index.html>)

# Proportion of the Population with Associate Degrees or Higher

**Proportion of the population 25 to 34 years of age with associate degrees or higher benchmarked against the national average and best-performing country**

**What proportion of the 25- to 34-year-old population has associate degrees or higher?**

50.4 percent of North Dakota's 25- to 34-year-old population has associate degrees or higher, compared to 40.1 percent nationwide.

## About This Measure

Information published by the National Center for Higher Education Management Systems indicates that, for 2011, the latest year for which comparable information is available, 50.4 percent of North Dakota's 25- to 34-year-old population has associate degrees or higher. North Dakota ranks third in the nation in this measure. Massachusetts ranks highest; 55.2 percent of its residents hold associate degrees or higher. Nevada ranks lowest at 28.3 percent. The national rate is 40.1 percent.

This information is not available by country.

### Population Ages 25 to 34 Who Earn Associate Degrees or Higher

2011

Population	Percentage
Nevada (lowest state)	28.3%
United States	40.1%
Massachusetts (highest state)	55.2%
<b>North Dakota</b>	<b>50.4%</b>

Data Source: NCHEMS Information Center.

# State General Fund Appropriations and Net Tuition Revenues

**Appropriations for general operations plus net tuition revenue per full-time equivalent student benchmarked against the national average and the best-performing state**

## **How do state-appropriated operating and net tuition revenues per FTE student compare to the national average and the best-performing state?**

With \$12,234 in state and student contributions per FTE student in the 2009-11 biennium, North Dakota's four-year universities, on average, rank 12th lowest in the nation compared to the national average of \$13,974 per FTE student. Connecticut has the highest average of \$22,691 per FTE student.

With \$8,765 in state and student contributions per FTE student in the 2009-11 biennium, North Dakota's two-year colleges rank 9th highest in the nation compared to the national average of \$6,444 per FTE student. Alaska has the highest average of \$25,212 per FTE student.

## **About This Measure**

This measure reports funding per FTE student from state-appropriated funds and net tuition revenue.

The change from 2007-09 to 2009-11 reflects the contrast between North Dakota's economy and the majority of other states. Average funding from state-appropriated and net tuition revenue per FTE student has increased slightly for NDUS colleges and universities compared to significant decreases in the national average. While North Dakota has invested more in higher education and minimized tuition increases, the majority of other states have decreased state funding for

higher education and passed more of the cost on to students.

At NDUS four-year universities, average funding from state-appropriated revenue increased \$171 per FTE student and was offset by a decrease in net tuition revenue of \$95 per FTE student for a net increase in total funding of \$76 per FTE student. In contrast, the national four-year university average funding from state-appropriated revenue decreased \$1,079 per FTE student and was offset by an increase in net tuition revenue of \$537 per FTE student for a net decrease in total funding of \$542 per FTE student.

At NDUS two-year colleges, average funding from state-appropriated revenue increased \$313 per FTE student and was offset by a decrease in net tuition revenue of \$305 per FTE student for a slight net increase in total funding of \$8 per FTE student. The national two-year college average funding from state-appropriated revenue decreased \$795 per FTE student, and net tuition revenue decreased \$41 per FTE student for a decrease in total funding of \$835 per FTE student.

*Continued on Page 10*



## State General Fund Appropriations and Net Tuition Revenues (continued)

### 2007-09 and 2009-11 Appropriations for General Operations Plus Net Tuition Revenue per FTE Student

4-Year and Above Public Institutions	2007-09		2009-11	
	Per FTE Student Appropriation for Gen Fund & Net Tuition	NDUS as a Percent of Nat'l Avg	Per FTE Student Appropriation for Gen Fund & Net Tuition	NDUS as a Percent of Nat'l Avg
DSU	\$8,736	60.2%	\$9,776	70.0%
MaSU	13,424	92.4%	13,092	93.7%
MiSU	10,279	70.8%	10,324	73.9%
NDSU (excluding Ag Res/Ext) <sup>1,4</sup>	10,695	73.6%	10,450	74.8%
UND (including SMHS) <sup>2</sup>	14,575	100.4%	14,841	106.2%
VCSU	12,645	87.1%	13,098	93.7%
NDUS Average <sup>3</sup>	\$12,158	83.7%	12,234	87.5%
National Average <sup>4</sup>	\$14,516		\$13,974	
Connecticut (Highest Average) <sup>4</sup>	\$22,400		\$22,691	
<b>2-Year Public Institutions</b>				
BSC	\$7,431	102.1%	\$7,660	118.9%
DCB	9,040	124.2%	8,710	135.2%
LRSC	7,172	98.5%	7,392	114.7%
NDSCS	11,347	155.9%	10,928	169.6%
WSC	8,782	120.7%	9,251	143.6%
NDUS Average	\$8,757	120.3%	\$8,765	136.0%
National Average	\$7,279		\$6,444	
Alaska (Highest Average) <sup>4</sup>	\$31,171		\$25,212	

<sup>1</sup> NDSU appropriations reduced for the following: SITS \$23,751,597 (\$897 per FTE student in 2009-11) and \$12,649,563 (\$549 per FTE student in 2007-09); and flood appropriations \$711,295 (\$31 per FTE student in 2007-09). If appropriations for Ag Research and Extension are included (\$76,889,210 for 2009-11 and \$65,677,184 for 2007-09), NDSU's appropriations and net tuition revenue total \$13,354 in 2009-11 and \$13,548 per FTE student in 2007-09 (95.5 and 93.3 percent, respectively, of the national average).

<sup>2</sup> UND appropriations reduced for the following: SITS \$4,816,382 (\$189 per FTE student in 2009-11) and \$15,107,041 (\$649 per FTE student in 2007-09) and flood appropriations \$1,231,806 (\$48 per FTE student in 2009-11) and \$1,617,403 (\$69 per FTE student in 2007-09).

<sup>3</sup> If appropriations for Ag Research and Extension (\$76,889,210 for 2009-11 and \$65,677,184 for 2007-09) are included, the NDUS average appropriations and net tuition revenue total \$13,407 per FTE student, or 95.9 percent of the national average for 2009-11, and \$13,272 per FTE student, or 91.4 percent of the national average for 2007-09.

<sup>4</sup> All figures reported for other states and the national average include funds provided in support of Ag Research and Extension.

Data Sources: 2007-08 through 2010-11 Integrated Postsecondary Education Data System (IPEDS) Data Center and FY 2008 through FY 2011 NDUS audited financial statements.

# Student Share of Funding for General Operations

**Student share of funding for general operations benchmarked against the national average and historical trends**

**What portion of the cost of operations is covered by net tuition and fees?**

In the 2009-11 biennium, net tuition and fee revenues accounted for an average of 56 percent of the total funding when combined with appropriations at North Dakota four-year universities and 41 percent at NDUS two-year colleges. This compares to a national average student share of 50 percent at four-year universities and 29 percent at two-year colleges.

## About This Measure

The cost of campus operations is shared by students and the state of North Dakota. This measure looks at how the student share has changed over time. It also compares the North Dakota average student share to the national average.

The average student share at NDUS institutions decreased from 2007-09 to 2009-11 compared to an increase in the national average. This reflects the differences in state economies between North Dakota and the majority of other states. Many states have experienced major cuts in state funding for higher education, and students are bearing a greater portion of the cost.

Although students had contributed a larger portion of funding at all NDUS campuses from 2003-05 to 2007-09, the average student share at four-year universities decreased from 57 percent to 56 percent from the 2007-09 biennium to 2009-11. In comparison, the national average student share increased from 44 percent in 2007-09 to 50 percent in 2009-11. (National data is not readily available for previous biennia.)

Similarly, the average student share at NDUS two-year colleges decreased from 44 percent to 41 percent from 2007-09 to 2009-11 compared to an increase in the national average student share of 26 percent to 29 percent during the same time period. The disparity between state and national averages for two-year colleges is noticeably larger than the difference for four-year universities. This is a reflection of North Dakota's higher two-year college tuition and fee rates compared to other two-year colleges in the nation.

## Student Share of Funding Percent of Net Tuition and Fees to Total Appropriations Plus Net Tuition and Fees

4-Year and Above Public Institutions	2003-05 Bien.	2005-07 Bien.	2007-09 Bien.	2009-11 Bien.
DSU	44%	51%	54%	48%
MaSU	36%	38%	36%	35%
MiSU	42%	47%	47%	45%
NDSU (excluding Ag Res/Ext) <sup>1,4</sup>	58%	63%	62%	63%
UND (including SMHS) <sup>2</sup>	58%	60%	58%	56%
VCSU	34%	39%	35%	34%
NDUS Average <sup>3</sup>	55%	58%	57%	56%
National Average <sup>4</sup>			44%	50%
2-Year Public Institutions				
BSC	50%	51%	53%	50%
DCB	27%	31%	32%	31%
LRSC	50%	50%	52%	47%
NDSCS	34%	39%	38%	33%
WSC	35%	35%	32%	27%
NDUS Average	41%	44%	44%	41%
National Average <sup>4</sup>			26%	29%

<sup>1</sup> NDSU appropriations reduced for SITS \$23,751,597 (2009-11), \$12,649,563 (2007-09), \$8,356,378 (2005-07) and \$6,940,288 (2003-05); and flood appropriations \$711,295 (2007-09), \$241,092 (2005-07) and \$1.7 million (2003-05). If appropriations for Ag Research and Extension are included, the student share would be 49 percent for 2009-11, 2007-09 and 2005-07 and 44 percent for 2003-05.

<sup>2</sup> UND appropriations reduced for SITS \$4,816,382 (2009-11), \$15,107,041 (2007-09), \$13,424,335 (2005-07) and \$11,952,482 (2003-05); and flood appropriations \$1,231,806 (2009-11), \$1,617,403 (2007-09), \$2,069,727 (2005-07) and \$1,571,000 (2003-05).

<sup>3</sup> If appropriations for Ag Research and Extension are included, \$76,889,210 (2009-11), \$65,677,184 (2007-09), \$57,880,135 (2005-07) and \$52,460,500 (2003-05), the NDUS average student share would be 51 percent for 2009-11, 52 percent for 2007-09, 54 percent for 2005-07 and 50 percent for 2003-05.

<sup>4</sup> All figures reported for other states and the national average include funds provided in support of Ag Research and Extension.

Data Sources: 2007-08 through 2010-11 Integrated Postsecondary Education Data System (IPEDS) Data Center and FY2004 through FY2011 NDUS audited financial statements.

# Per Capita General Fund Appropriations for Higher Education

## Per capita general fund appropriations for higher education

To what extent do North Dakota taxpayers provide financial support for NDUS students?

The average per-capita state general fund appropriation for the 2009-11 biennium was \$813, an increase of 37 percent since the 2001-03 biennium.

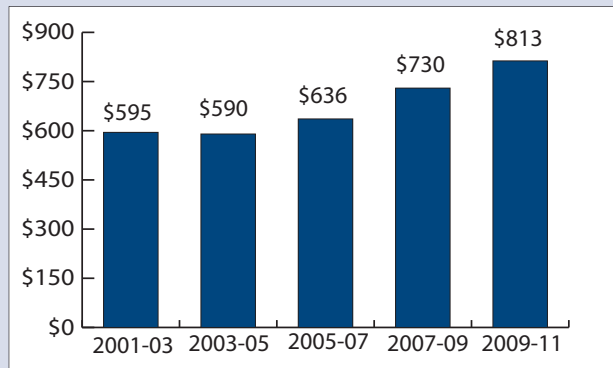
## About This Measure

This measure demonstrates whether the state, on an individual per-capita basis, is providing an increasing or decreasing amount of funding to the colleges and universities over time.

The average per-capita state general fund appropriation for the 2009-11 biennium was \$813, an increase of 37 percent since the 2001-03 biennium. These funds are appropriated by the Legislative Assembly for the general operation of the campuses and related entities, including NDSU Extension Service and Research Centers and UND School of Medicine and Health Sciences.

This measure is calculated on a biennial basis; 2011-13 per-capita funding will be reported in the *2013 Accountability Measures Report*.

**Per-Capita State General Fund Appropriations for Higher Education<sup>1,2</sup>**  
2001-03 through 2009-11 Biennia



<sup>1</sup> Includes related entities, such as NDSU Extension Service and Research Centers and the UND Medical School, but excludes the NDUS Office.

<sup>2</sup> Per capita state general fund revenue = state appropriations (excluding capital assets) ÷ North Dakota population.

Data Source: NDUS annual audited financial statements; Population Division, US Census Bureau; [www.census.gov/popest/estimates.php](http://www.census.gov/popest/estimates.php).

# Operating and Contributed Income Ratio

Ratio measuring the funding derived from operating and contributed income compared to total University System funding

## What percent of NDUS revenues are self-generated?

In FY 2012, the NDUS generated 70 percent of its total revenues, either internally from fees for services or externally from gifts, grants and contracts.

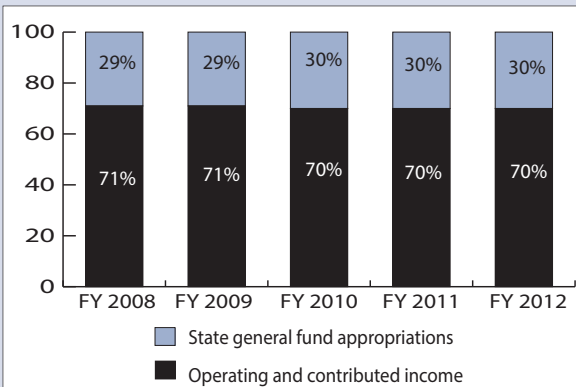
## About This Measure

This measure analyzes the portion of overall North Dakota University System funding that is self-generated. These funds include operating income, which is generated internally by the institutions on a fee-for-service basis, and contributed income, which

is generated externally through contributions received from alumni, corporations, foundations and others. This total includes revenue sources that are restricted in use by the donor, grantor or other source.

The NDUS generated 70 percent of its total revenue from operating and contributed income sources in FY 2012. The colleges and universities' self-generated share of total revenues remains relatively consistent.

**Funding Sources**  
FY 2008 through FY 2012



In FY 2012, this measure was revised to include the NDUS Office and inter-institution eliminations reported in the FY 2012 Annual Financial Report. FY 2008 through FY 2011 have been restated in the graph above.

## Operating and Contributed Income Ratio<sup>1</sup> (In Millions) FY 2012

Self-generated revenues	
Tuition and fees	\$279,042
Federal appropriations	7,326
Federal grants and contracts	183,500
State grants and contracts	18,137
Private gifts, grants/contracts	56,261
Sales and services – Ed. depts.	73,701
Investment and endowment income	4,074
Auxiliary enterprise	111,530
Other operating revenue	4,299
<b>Total self-generated revenues</b>	<b>\$737,870</b>
<b>Total all revenues</b>	<b>\$1,059,836</b>
Operating and Contributed Income Ratio	$\frac{737,870}{1,059,836} = 70\%$

<sup>1</sup> Includes related entities, such as the NDSU Extension Service and Research Centers and the UND Medical School, but excludes the NDUS Office.

Data Source: FY 2012 NDUS audited financial statements.

# State and Student Funding per Degree and Certificate Awarded

**Number of degrees and certificates produced relative to annual state appropriations for general operations plus net tuition revenue benchmarked against the best-performing state**

## About This Measure

This measure compares the number of certificates and degrees awarded to their cost, based on state appropriations and net tuition and fees.

The four-year NDUS average net tuition and state funding per degree of \$60,603 is about 3.6 percent more than the national public four-year institution average of \$58,517. Florida ranks lowest in the nation at \$31,001 per degree and certificate awarded.

## How much is spent for each degree and certificate awarded by NDUS colleges and universities?

The average cost per degree awarded by NDUS four-year universities in 2010-11 was \$60,603, which is about 3.6 percent more than the national average. At \$31,001 per degree or certificate awarded, Florida ranks best in this measure. The 2010-11 NDUS two-year college average per degree or certificate was \$26,837, which is 16 percent less than the national average of \$31,917. At \$9,011 per degree or certificate awarded, Louisiana ranks best in this measure.

The NDUS two-year college average of \$26,837 is 18th lowest in the nation and significantly lower than the national average of \$31,917. Louisiana's average is the lowest at \$9,011 per award.

Because state funds are appropriated on a biennial basis in North Dakota, state appropriations per degree and net tuition and state funding per degree will fluctuate annually, due to timing of state general fund drawdowns.

In addition, it should be noted that the number of degrees and certificates awarded may fluctuate significantly from year to year, which may cause significant fluctuation in cost per degree from one year to the next.

*Continued on Page 15*

## State and Student Funding per Degree and Certificate Awarded (continued)

**Net Tuition and Fees and State Appropriations  
per Degree and Certificate Awarded <sup>1</sup>  
2007-08 (Base Year) and 2010-11**

4-Year and Above Public Institutions	2007-08			2010-11		
	Net Tuition & Fees per Degree	State Approp. per Degree	Net Tuition & State Funding per Degree	Net Tuition & Fees per Degree	State Approp. per Degree	Net Tuition & State Funding per Degree
DSU	\$21,815	\$19,272	\$41,086	\$17,820	\$19,840	\$37,660
MaSU	26,149	45,558	71,707	29,587	54,255	83,843
MiSU	22,716	25,591	48,307	18,500	22,620	41,120
NDSU (excluding Ag Res/Ext) <sup>2,5</sup>	30,582	17,533	48,115	37,256	18,715	55,971
UND (including SMHS) <sup>3</sup>	35,832	26,566	62,399	41,480	32,893	74,373
VCSU	19,902	37,616	57,518	21,115	39,992	61,107
NDUS Average <sup>4</sup>	\$31,111	\$23,262	\$54,373	\$34,470	\$26,133	\$60,603
National Average <sup>5</sup>	\$26,909	\$35,034	\$61,943	\$30,094	\$28,423	\$58,517
Lowest Average <sup>5,6</sup>	\$37,342	\$404	\$37,746	\$11,288	\$19,713	\$31,001
<b>2-Year Public Institutions</b>						
BSC	\$12,214	\$11,311	\$23,525	\$10,163	\$10,697	\$20,861
DCB	8,725	18,269	26,994	8,942	20,226	29,168
LRSC	12,567	11,941	24,509	12,610	13,862	26,472
NDSCS	12,660	20,449	33,110	12,521	24,760	37,281
WSC	7,613	15,741	23,354	6,925	21,287	28,212
NDUS Average	\$11,748	\$15,099	\$26,847	\$10,741	\$16,097	\$26,837
National Average	\$9,575	\$27,996	\$37,571	\$9,138	\$22,779	\$31,917
Lowest Average <sup>6</sup>	\$4,022	\$7,138	\$11,160	\$3,284	\$5,726	\$9,011

<sup>1</sup> Degrees and certificates include the following:

Four-year and above: Associates, bachelors, masters, doctorates, first professionals and certificates.

Two-year: Associates and certificates.

<sup>2</sup> NDSU appropriations reduced for: SITS \$12,487,329 or \$5,256 per award (2010-11) and \$7,414,623 or \$3,150 per award (2007-08); if appropriations for Ag Research and Extension (\$40,546,568 in 2010-11 and \$30,545,865 in 2007-08) are included, state appropriations per award are \$35,780 in 2010-11 and \$30,509 in 2007-08, and net tuition and state funding per award are \$73,036 in 2010-11 and \$61,092 in 2007-08.

<sup>3</sup> UND appropriations reduced for: SITS \$2,171,798 or \$828 per award (2010-11) and \$6,672,969 or \$2,477 per award (2007-08).

<sup>4</sup> If appropriations for NDSU Ag Research and Extension (\$40,546,568 in 2010-11 and \$30,545,865 in 2007-08) are included, the NDUS average state appropriation per award was \$32,227 in 2010-11 and \$28,069 in 2007-08, and the NDUS average net tuition and state funding per award was \$66,698 in 2010-11 and \$59,179 in 2007-08.

<sup>5</sup> All figures reported for other states and the national average include funds provided in support of Ag Research and Extension.

<sup>6</sup> Lowest Average: Four-year and above – Florida in FY 2010-11 and Colorado in FY 2007-08; Two-year – Louisiana in FY 2010-11 and Kentucky in FY 2007-08.

Data Source: 2007-08 and 2010-11 Integrated Postsecondary Education Data System (IPEDS) Data Center.

# Campus Activities Align with Roundtable Expectations

*Fundamental changes are taking place at the 11 colleges and universities that make up the North Dakota University System. These changes demonstrate the systems commitment to attaining the goals of the Roundtable Report and to meeting the expectations of SB 2003. Highlights of 2012 accomplishments follow.*

## **Bismarck State College (BSC)**

- In September 2012, the U.S. Department of Labor awarded a \$14.6 million job-training grant to BSC, Ft. Berthold Community College, Sitting Bull College, Turtle Mountain Community College and WSC. Together, the five colleges will train and support those pursuing the high-paying, high-skill jobs available in western North Dakota.
- BSC's Spring 2012 Surgical Technology graduates achieved a 100 percent pass rate on the Certified Surgical Technologist exam for the fourth year in a row. Associate degree in nursing program graduates achieved a 100 percent pass rate on their licensure exams for the second year in a row.
- Throughout 2012, BSC launched 25+ program-specific videos that extend its marketing messages using social media. The videos are shared on the web, via email, in program-specific marketing pieces and through targeted digital advertising, maximizing BSC's marketing budget and resources and highlighting the connection between BSC programs and career opportunities in North Dakota and beyond. The videos can be found at [youtube.com/bismarckstatecollege](http://youtube.com/bismarckstatecollege).
- BSC technical theater students took first place in the Stage Crew Showdown Jan. 16-21, 2012, at the Kennedy Center American College Theater Festival Region V competition at Iowa State University. The BSC team swept ahead of 14 four-year universities and another two-year college in the contest. Three BSC students also were cast in the Directors' Showcase.
- As part of a \$2.5 million grant awarded by the U.S. Department of Energy, BSC developed the fourth and final course in a series on the smart grid. "Impact of the Smart Grid" provides an understanding of business impacts tied to implementation, governing and operation of the smart grid. This timely series is educating those who will make the smart grid enhancements proven necessary by Hurricane Sandy and other severe storms.

## **Dakota College at Bottineau (DCB)**

- In Fall 2012, DCB introduced an honors program for students who meet eligibility requirements and are exceptionally

well prepared for college work. Honors classes are one-credit enhancements to general education sections already in the college's course inventory. The program focuses on the learning experience rather than on the amount of work assigned.

- Jacob Bean, a December 2011 DCB graduate, was awarded the prestigious Jack Kent Cooke Foundation's Undergraduate Transfer Scholarship. The award includes funding to cover tuition, living expenses, books and required fees up to \$30,000 per year for the two to three years required to complete a bachelor's degree.
- In Fall 2012, DCB began providing its EMT/paramedic program to Williston. The initiative is an effort to help support the workforce needs of northwest North Dakota and is a collaborative among WSC, DCB and Community Ambulance Service of Minot.
- Mild temperatures in November 2011 and January 2012 allowed DCB to construct eight high-tunnel greenhouses on the northwest quadrant of campus. A wash/pack facility will be built in the spring of 2013 and will allow the college to move into the vegetable production phase of its Center of Excellence project, the Entrepreneurial Center for Horticulture.
- DCB has been selected by *G.I. Jobs* magazine as a military-friendly school for 2013. The honor recognizes the college's commitment to educating military veterans, ranking it in the top 15 percent of all schools nationwide.

## **Dickinson State University (DSU)**

- DSU alumnus and 15-time NAIA All-American Ramon Miller secured the team gold medal as he ran anchor leg for the Bahamian men's 4x400 Olympic relay team Aug. 10, 2012. The victory marked the first time a Bahamian men's 4x400 relay team won a gold medal in the event; it also was the first gold medal for any Bahamian men's team. Miller also represented the Bahamas in both the 200-meter and 400-meter dash in the 2012 Summer Olympics.
- The Smithsonian Institution's National Museum of Natural History recently verified the identification of a second specimen of *Sorex merriami*, a type of shrew, collected by

the DSU Natural History Collection. The first specimen was cataloged and accessioned into the DSU Natural History Collection. Because of its importance and rarity, the DSU NHC donated the second specimen to the National Museum of Natural History for installation, preservation and inclusion among the national mammal holdings. The specimen retains DSU specimen sheets and tags to identify its point of origin.

- DSU 2012 spring nursing graduates received a 100 percent pass rate on the National Council Licensure Examination, marking DSU's first 100 percent pass rate in 17 years. Nursing graduates must pass this test to receive registered nursing licensure. NCLEX is a computer-adaptive test; individual students respond to anywhere from 75 to 265 questions covering virtually every area of nursing.

### Lake Region State College (LRSC)

- In September 2012, the U. S. Department of Labor awarded LRSC \$2,990,335 to develop training programs in precision agriculture. Through its Dakota Precision Ag Center, a center of excellence, LRSC will develop and deliver technical training in precision agriculture technologies. The grant targets displaced workers and returning veterans.
- LRSC held a ribbon cutting and open house to showcase its new nursing simulation lab in Spring 2012. The new equipment will provide clinical experiences in a safe environment by replicating high-risk patients. The equipment was purchased after receiving a \$105,000 grant from the Otto Bremer Foundation.
- LRSC held an Oct. 8, 2012, groundbreaking ceremony for its new wind turbine. The 1.6-megawatt turbine will be built three miles north of campus. Planning for the turbine has been in the works since 2003 when the college researched installing the turbine to power the campus and launch a wind energy technician training program.
- LRSC student Lily Reese was one of 50 students selected to be a Coca-Cola Academic Team Gold Scholar through Phi Theta Kappa. Gold scholars each receive a \$1,500 scholarship and a special medallion along with being listed in the April 23, 2012, issue of the *USA Today*.
- Fifty-four students graduated in August 2012 from summer peace officer academies in Grand Forks and Fargo. Many law enforcement career opportunities currently are available in North Dakota, making these graduates a vital commodity. The college is on pace to set a graduation record by the end of 2012.

### Mayville State University (MaSU)

- Continuing an upward trend, MaSU's all-time enrollment record was broken in Fall 2012. Final figures show 1,020 students enrolled, breaking the previous record of 982 set in

2010. Prior to 2010, the record enrollment was 924 students in 1969.

- Funded by a \$40,000 grant from the Edson and Margaret Larson Foundation, MaSU has established a cross-curriculum leadership development program. Five student leaders have received \$1,000 scholarships, and leadership series events are underway. The Larson Foundation also has made a \$340,000 gift to finish renovating MaSU's historic Northwest Hall for use as an alumni and leadership center.
- MaSU's collaborative efforts with LRSC, BSC, DSU, WSC, DCB and NDSCS have resulted in increasing numbers of degree-seeking distance students in business administration, early childhood education and elementary education. MaSU also partners with LRSC to offer the Dakota Nursing Program on the MaSU campus.
- Based on a 10-year average, 99 percent of MaSU graduates found satisfactory career placement. More than 750 MaSU graduates teach in North Dakota schools. 80 percent of MaSU education graduates are employed in North Dakota; 72 percent of non-education graduates are employed in the state. In the last five years, 84 percent of MaSU student internships were in-state.
- MaSU has made significant growth across the entire institution as a result of a recently completed Department of Education Title III Strengthening Institutions Grant. Growth in the areas of academic quality, institutional management, student support services and fiscal stability has allowed MaSU to increase self-sufficiency and strengthen its capacity to make substantial contributions to higher education.

### Minot State University (MiSU)

- MiSU and Briercrest College, Caronport, Saskatchewan, signed an expanded partnership agreement in February 2012. Previously, a student could receive a Bachelor of Arts from Briercrest and a Bachelor of Science in education from MiSU with a focus in elementary education, music, physical education, English or history. The expansion includes addiction studies, communication disorders and social work.
- The American Red Cross honored MiSU in March 2012 for its support in sheltering 2011 Mouse River flood victims in the Dome. Allan McGeough, executive director of the Mid-Dakota Chapter, presented MiSU with a limited edition print. The North Dakota Center for Persons with Disabilities, a Center of Excellence on the MiSU campus, secured a three-year \$900,000 federal grant for its Disability Health II project. The project will receive \$300,000 annually to assist in improving the health of people who have disabilities through state-based public health programs.



- MiSU hosted “Energy Impact Solutions” in August 2012 as part of a Western North Dakota Energy Impact Symposia series. Researchers prepared solution models to address culture, education, emergency preparedness and response, leadership and public health issues. MiSU and DSU sponsored the series in cooperation with the Great Plains Energy Corridor. A U.S. Department of Education grant funded the symposia.
- The MiSU Department of Communication Disorders’ speech-language pathology graduate program received reaccreditation through February 2020. The Council on Academic Accreditation in Audiology and Speech-Language Pathology reviewed the program, examined facilities and interviewed stakeholders. MiSU’s master’s degree program in speech language pathology is in complete compliance with all standards.

### North Dakota State College of Science (NDSCS)

- According to the NDSCS 2011 Graduate Placement Report, 99 percent of the college’s 2011 graduates available for employment were employed or were continuing their education with 67 percent in a field related to their training or education. More specifically, 2011 graduates reported employment within 32 of the 53 North Dakota counties.
- NDSCS kicked off a \$10.5 million diesel building expansion project that, when completed, will position the college as one of the largest diesel technician educational facilities in North America. Gov. Jack Dalrymple and several state legislators joined NDSCS President John Richman and numerous business partners of the college for the groundbreaking event at Bisek Hall on the Wahpeton campus in April 2012.
- In April 2012, NDSCS President John Richman announced that the college had been named one of the nation’s top 120 community colleges by the Aspen Institute College Excellence Program. The college now is eligible to compete for a portion of the \$1 million 2013 Aspen Prize for Community College Excellence.
- The Otto Bremer Foundation donated \$120,000 to the NDSCS Alumni Foundation. The funds were used to update the technology and facilities in the NDSCS Allied Dental Education Clinic in Wahpeton. Through the combination of donation, grant and fundraising dollars, the dental department was able to upgrade dental chairs and technology and reach more of the community to provide general services.
- NDSCS President John and Marcia Richman established an endowed fund with a \$10,000 initial gift that was matched by NDSCS Foundation funds gifted by the late Wilbur and Betty Lunday. The \$20,000 endowment funds professional

development opportunities for NDSCS faculty and staff through the John and Marcia Richman Faculty/Staff Professional Development Fund.

### North Dakota State University (NDSU)

- NDSU successfully piloted implementation of the Student Success Tuition Model in Fall 2012. The goal is to (a) increase student credit loads to encourage graduation in four years and (b) combine tuition and fees into a single number. Under the plan, students who take more than 15 credits per semester take the additional credits at no charge. Under Chancellor Hamid Shirvani’s leadership, NDSU’s sister campuses now are in the process of moving to a similar model.
- The North Dakota Centers of Excellence Commission approved \$1.5 million to fund the Center for Life Sciences Research and Applications, which will conduct life sciences research with private partners. Another significant new research area at NDSU involves the emerging field of genomics with a focus across the life sciences – from agriculture to animal and plant sciences to biomedicine. NDSU research related to state economic interests holds the potential for both to excel at new levels.
- The Commodity Trading Laboratory opened in the fall of 2012 at Richard H. Barry Hall. The trading facility features the latest and best in technology. Students and researchers can analyze commodity markets, and students learn the fast-paced activity of risk management and trading. It is the first of its kind to specialize in agricultural commodities and the only such lab at a land-grant university.
- Scientists at NDSU’s Center for Nanoscale Science and Engineering are analyzing materials that could eventually play a role in North Dakota oil exploration, and NDSU’s cutting-edge research in down-hole imaging could provide the next technology for oil exploration and extraction.
- Academic programs at NDSU continue to thrive. In *Design Intelligence* magazine’s ranking of graduate architecture programs, NDSU tied with programs at Harvard, Columbia and MIT. The music department formally became the School of Music, joining the top overall music programs in the nation and signifying its mission, which encompasses a broad-based curriculum including professional doctoral programs in performance and conducting.

### University of North Dakota (UND)

- In September 2012, UND announced \$14 million in funding: a \$10 million gift from Harold Hamm and Continental Resources Inc. to fund the Harold Hamm School of Geology and Geological Engineering and \$4 million from the

Industrial Commission to fund the proposal “Public-Private Partnership to Support Geology and Geological Engineering Education and Research at UND’s College of Engineering and Mines.”

- UND collaborated with the Empire Arts Center in downtown Grand Forks to establish the UND Arts Collection gallery with a show featuring works by Salvador Dali, Andy Warhol, Roy Lichtenstein and Robert Rauschenberg, among others. The move exemplifies President Robert Kelley’s “Exceptional UND,” which focuses on enriching student experiences; gathering; collaborating; enhancing the quality of life; and expanding UND’s presence beyond campus.
- In August 2012, Altru Health System pledged \$10 million through the UND Foundation in support of a sports medicine partnership between Altru and UND. Of that, \$9 million will help fund a UND Athletics Complex, an indoor practice and competition facility on campus, and \$1 million is for an artificial turf in the Alerus Center where UND plays football. The gift will help UND, now an NCAA full Division I university, remain competitive.
- In September 2012, UND teamed up with NASA and MITRE Corp. for a successful Unmanned Aircraft System (UAS) flight test demonstration of an automatic sense-and-avoid capability, which avoided a UND Cessna 172 “intruder” plane flown by university instructor pilots. UND also created the nation’s first UAS Compliance Committee.
- The Leona M. and Harry B. Helmsley Charitable Trust awarded the ND STAR (North Dakota Simulation, Teaching and Research) Center for Healthcare Education, UND School of Medicine and Health Sciences, \$4.98 million to bring mobile simulation education to rural North Dakota. SIM-ND (Simulation in Motion-North Dakota) will provide education and training in medical-trauma events to help providers in the state deliver high-quality health care in the safest way possible.

### Valley City State University (VCSU)

- Final enrollment figures for Fall 2012 showed a total headcount of 1,362 students, the third largest in VCSU’s 120+ year history and a growth of more than 40 percent over the previous four years. This follows a Spring 2012 headcount of 1,306 students, an increase of 7 percent over the previous year and the largest spring semester enrollment on record.
- For the second year in a row, VCSU earned the #1 spot among the Top Public Regional Colleges in the Midwest in the 2013 edition of “America’s Best Colleges” by *U.S. News* Media Group. This marks the 15th year in a row that VCSU has been recognized by *U.S. News*.

- *Geteducated.com* ranked VCSU’s online Master of Education a top “Best Buy” among high-quality online degrees for educators. The library and information technologies concentration was approved by the American Association of School Librarians and was awarded a \$290,014 grant to fund LIT scholarships from the Institute of Museum and Library Services’ Laura Bush 21st Century Librarian Program.
- VCSU continued to introduce new programs designed to meet state needs. New in 2012: majors in medical laboratory science, business process integration management and athletic training. An articulation agreement with DCB allows a student who has completed a DCB associate degree in IT to earn a VCSU bachelor’s degree with a major in CIS.

### Williston State College (WSC)

- The year-end report for WSC’s TrainND division has been published. In 2011, more than 9,000 participants attended training sessions; this included 6,421 unduplicated participants. A total of 330 businesses received services in 643 training sessions. As a result, 2011 revenue rose dramatically from \$1,656,177 to \$2,626,050.
- In its first year, the WSC men’s hockey team made a trip to the national tournament and placed second. Women’s softball also was added in Fall 2012. The addition of these two sports in as many years will increase the level of entertainment and activities available to students and the community.
- The biannual National Certification Board for Therapeutic Massage and Bodywork School Report recently was completed and received by WSC’s massage department. This report shows that 100 percent of WSC’s 2011 massage program graduates passed the National Certification Examination for Therapeutic Massage and Bodywork, far surpassing the national average of 70.9 percent.
- In March 2012, WSC hosted North Dakota’s first computerized GED testing. Since introduction at WSC’s Adult Learning Center, a number of students have taken the GED via computer with great results. This new method provides ease of access and instant results, bringing the GED test into the 21st Century.
- In August 2012, ground was broken for two new facilities on the WSC campus: the WSC Foundation Apartment Housing Project and the Community Wellness and Recreation Facility. The housing project is expected to be completed by the fall of 2013, and the recreation facility is slated for completion by the spring of 2014.

# In Other Words

---

Terms used in this report include:

**Adjusted Graduation Rate:** An adjusted graduation rate includes the percentage of the freshman cohort who graduated from any postsecondary institution within three years at a two-year college or six years at a four-year university.

**AY:** An academic year includes three consecutive semesters: summer, fall and spring.

**FTE Student:** Full-Time Equivalent student describes the total student credit hours per campus per semester divided by 15 credit hours for undergraduate students or 12 credit hours for graduate students. Each professional-level student is counted as one FTE. (FTEs are defined differently for national and regional comparison purposes in the measures on page 4 and 5.)

**FY:** A fiscal year includes July 1 through June 30.

**IPEDS:** The Integrated Postsecondary Education Data System is the official U.S. Department of Education postsecondary education data collection and reporting system.

**NDUS:** The North Dakota University System is a unified, statewide higher education system that includes 11 colleges and universities governed by the State Board of Higher Education. A chancellor serves as the chief executive officer of the board and the University System.

**SBHE:** The State Board of Higher Education is the governing body for the North Dakota University System.

**SITS:** System Information Technology Services (SITS): Provides a wide portfolio of technology activities in support of the University System under the leadership of the NDUS chief information officer and associate chief information officer. SITS links academic and business services with the NDUS community, connecting users to the information and educational resources they need to accomplish their goals. Working with the institutions, the CIO is responsible for carrying out information technology goals that align with and support the goals of the State Board of Higher Education and the NDUS Strategic Plan. SITS departments include:

- **Office of the CIO:** Provides executive leadership; leads enterprise project planning and portfolio management; and oversees contract management, software site licenses and IT security.
- **ConnectND:** Manages and operates enterprise administrative software for the University System. Core systems include Oracle PeopleSoft Enterprise Financials; Human Capital Management; Campus Solutions (student administration); and other ancillary administrative systems such as housing, parking, scheduling, document management, on-line credit payments, on-line student recruitment/admission applications, facilities management, timekeeping, international tax treaty compliance, organizational charting and emergency notification.
- **NDUS Help Desk:** Provides 24/7 technical support to students, faculty and staff.
- **Academic, Research and Learning Technology:** Provides foundational and emerging technologies and services that support the academic, research and learning missions of the NDUS institutions, including technical support, training, instructional design and consulting.
- **Advanced Learning Technologies (ALT):** Supports audio and videoconferencing technologies of the Interactive Video Network (IVN), NDUS Moodle learning management system, web conferencing and collaborative teaching technologies designed to improve learning and information access for the NDUS.
- **On-line Dakota Information Network (ODIN):** Provides library automation services to the NDUS, the State Library, K-12 and public libraries.
- **Higher Education Computer Network (HECN):** Coordinates systemwide support and infrastructure services, including help-desk, wide-area networking in conjunction with the state ITD, and other academic and research support services.
- **Data Center Services/Operations:** Hosts the ConnectND student information system and associated auxiliary/ancillary systems. Other NDUS services include the identity management system, directory services, database administration, regional networking (in conjunction with the State Information Technology

Department), production control, server administration and information security. Services also are provided for the UND campus via a service-level agreement. (NDUS Financial and Human Resource systems are hosted by the state at their data center and are provided through a memorandum of understanding.)

- **Enterprise Services:** Responsible for the design, development, implementation maintenance and administration of enterprise-class information technology solutions, including application administration, web application development and ConnectND student system development.

- **North Dakota University System Online (NDUSO):** Provides access to all online degree programs and certificate programs available from NDUS institutions. This system-wide collaboration reports to the vice chancellor for academic and student affairs. Through the collaboration of the 11 institutions, students have access to courses from multiple campuses during the same semester, can receive financial aid for all courses, have a single academic record and receive a single bill.